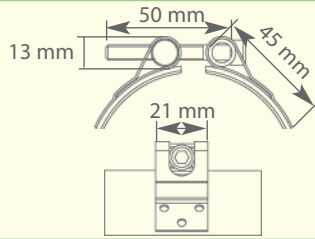


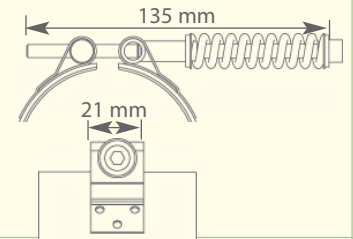

Barrel nuts



Barrel nuts clamping, threaded barrel and BTR M6 screws.

According to the dimensions of the heater, and/or depending on space restriction, the clamping system can be fitted: either on straps, independently of the heater or on a clamping sheath.

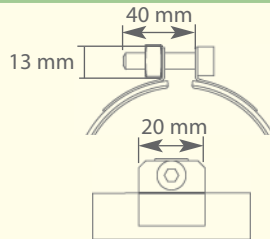
Barrel nuts and spring loaded screws (compensated clamping)



Barrel nuts clamping, threaded barrel and BTR M6 screws and heavy duty springs, allowing a powerful positive clamping.

According to the dimensions of the heater, and/or depending on space restriction, the clamping system can be fitted either on a clamping sheath (used in most applications), on straps independently of the heater.

Square angle flange



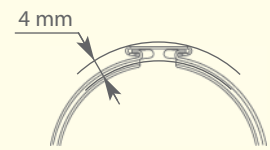
Clamping with BTR M6 screw and square locking nuts.

Mica band heaters: Square formed by clamping sheath with edges folded at 90° angle.

Clamping sheath band heaters: heavy gauge metal square welded to the clamping sheath.

As standard, the clamping height is equal to the height of the heater.

Sliding keyway



Both ends of the clamping sheath are shaped as a channel. Clamping is achieved with a trapezoidal keyway sliding over these channels.

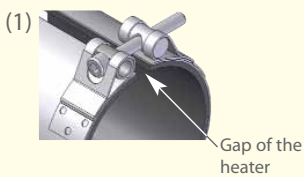
The keyway is forced fitted.

Clamping sheath has the same height as the heater. The height of the keyway is the same as the heater minus 10 to 15 mm.

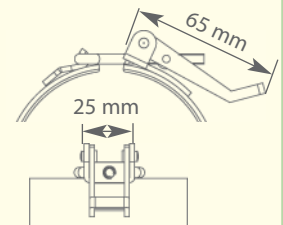
The number of clamping devices is defined according to the dimensions and to the electrical characteristics of the band heater.

Clamping assembly :

- As standard : clamping is in the gap of the active element ⁽¹⁾
 - Special manufacture: clamping is out of line with the gap ⁽²⁾.
- These heaters are fitted with a clamping sheath.



Quick release fasteners



Clamping system fitted on anti-burning clamping sheath or on energy saving heaters, BAJ type. (See p 15). Band heaters fitted with a clamping sheath.

Barrel nuts	Spring loaded screws	Square angle flange	Key way	Quick release fastener
By default: - Mica clamping sheath, - Sealed mica heater with clamping sheath. - Ceramic.	By default: - Mica Øi ≥ 300 mm - Ceramic Øi ≥ 300 mm.	By default: - Mica Øi < 200 mm. - Encapsulated sealed nozzle heater	Optional assembly: - Mica Øi < 100 mm.	Optional assembly: - Ceramic, - Energy saving band heaters, - Band heaters fitted with an anti-burning sheath.
Optional assemblies: - Mica Øi < 300 mm.	Optional assemblies : - Mica clamping sheath, - Sealed mica heater with clamping sheath, - Encapsulated nozzle heater, and clamping sheath.	Optional assemblies : - Mica clamping sheath, - Ceramic. Possible assembly but not recommended : - Mica Øi > 100 mm	Possible assemblies but not recommended: - Mica clamping sheath (option 60) - Mica Øi ≥ 100 mm. - Ceramic Øi < 100 mm.	

In case of space restrictions, please consult us. See p18 , How to define special band heaters.

Our products specifications are subject to change without notice. We reserve the right to modify them according to the technical evolution